



DAY 1

Graduated Driver's License

Crosswalks

There are two types of crosswalk:

MARKED

UNMARKED

ALWAYS STOP YOUR CAR BEHIND THE CROSSWALK!

Right of Way and Yielding

Getting Your License to Drive

If you've never had a Driver's License there are three tests you must pass.

- a)
- b)
- c)

Who Does Not Need a Minnesota License?

Who Cannot Be Licensed?

Bring Identification

Primary documents:

Secondary documents:

Social Security Number:

The Knowledge Test

You may take only _____ knowledge test per day.

If you are under 18 years of age, you must present a certificate of enrollment (or _____) from an approved driver education course showing that you have completed the classroom portion of the course and have enrolled in behind-the-wheel training.

If you fail two consecutive knowledge tests, you will be charged a fee of _____ to take a third test and any subsequent knowledge test.

The Vision Screening

Your normal or corrected vision must be at least _____

Peripheral vision must be at least _____ degrees.

The Road Test

If you fail, you need to practice for _____ days before your next test.

If you fail two consecutive road tests, you will be charged a fee of _____ to take a third test and any subsequent road test.

Vehicle Safety Equipment Demonstration

You will be required to present current proof of insurance and demonstrate knowledge about these 11 things:

- 1.
- 2.
- 3.
- 4.
- 5.
- 6.
- 7.
- 8.
- 9.
- 10.
- 11.

Vehicle Control Skills and Driving Performance

During the road test, you will be examined and evaluated on your:

Control of the vehicle.

Ability to _____.

Ability to _____.

Response to traffic and road conditions, traffic signs, and signals.

Ability to signal and perform _____ and _____ turns properly.

Ability to use both marked and unmarked lanes of traffic.

Observation and consideration of pedestrians and other drivers.

Ability to perform the _____ backing skill maneuver. This simulates backing into a ten-foot wide driveway or parking space.

These actions will cause you to fail the road test immediately

- 1.
- 2.
- 3.
- 4.
- 5.

Vehicle Control Skills and Driving Performance

If you fail the road test _____ times, you must complete at least _____ hours of behind-the-wheel instruction with a licensed instructor before taking the road test again.

Medical Conditions

The GDL System

G
D
L

Your Instruction Permit

The permit is valid for _____ of practice driving with a licensed driver sitting in the _____ seat.

To qualify and obtain an instruction permit you must:

Be at least _____ years of age.

Complete _____ hours of classroom instruction and be enrolled in behind-the-wheel instruction.

Pass a _____ screening and a _____ test.

Under 18

Your Provisional License

The provisional license is the second phase of the GDL system. This license is valid for _____ from the application date and has restrictions that do not apply to a full driver's license.

To qualify for your provisional license you must:

Be at least _____ years of age.

Passenger Restrictions

For the first 6 months, only _____ passenger under the age of 20 is permitted, unless with a parent.

During the second 6 months, no more than _____ passengers under the age of 20 are permitted, unless with a parent.

Note: Passengers under 20 who are members of the provisional driver's immediate family are permitted during both time periods.

Vanessa's Law

Getting Your Class D Driver's License

From then on, it will expire every _____ years on your birthday.

Exceptions to Minimum Age Requirement

FARM PERMIT

MEDICAL PERMIT



DAY 2

What are the conditions I am driving in and how should I adjust my driving accordingly?

Commercial Vehicles

A commercial vehicle weighs at least _____ pounds that is used to transport passengers or property.

Average Car = _____ lbs

Full Size HUMMER = _____ lbs

Driver's License Classifications

Class D License

License Endorsements

You must have an endorsement on your license in order to drive certain vehicles

Motorcycles = _____

School Bus = _____

Commercial Driver's Licenses

Class C License

Class B License

Class A License

CDL for Persons Under 21 Years of Age

License Renewal and Replacement

Name or Address Change

Active Military Duty

Selective Service

State Identification Cards

Driver's License Fees

Class D, regular or under 21.....\$

Provisional driver's license.....\$

Class D provisional license upgrade to under-21 driver's license,
no violations on record (\$3.50 credit).....\$

Duplicate Driver's License or Identification Card

All classes..... \$

Others

Class D instruction permit (valid for two years)..... \$

Retesting Fees

Third and subsequent knowledge test (after failing first two). \$

Third and subsequent road/skills test (after failing first two)...\$

S _____
I _____
P _____
D _____
E _____

Driving in Minnesota is a _____.

**License Withdrawal
Suspension**

Your driver's license may be suspended, if you:

- 1.
- 2.
- 3.

Cancellation

Revocation

Your driver's license may be revoked, if you:

- 1.
- 2.
- 3.

Disqualification

Limited License

SCRD

S _____
C _____
R _____
D _____



DAY 3

Motorcycles

Three-Second Rule

3 SPEED LAWS

Basic Speed Law

Posted Speed Law

Statutory Speed Law

When the speed limit sign is NOT posted, the rule is:

10 mph — _____

30 mph — _____

55 mph — _____

Speed Limits and Fines

Signaling

Hand and Arm Signals

How To Changing Lanes:

S M O G

S

M

O

G

Blind Spots

Turns

Turning on a Red Light

Roundabouts

U-Turns

Right-Hand Lane Travel

HOW TO PASS

DO NOT PASS (3):

- 1.
- 2.
- 3.

Passing on the Right

Backing Up

Do not depend on your mirrors.

Parking on a Hill

Parking is not allowed in the following areas:

Within intersections.

On a crosswalk or sidewalk.

Within 10 feet of a fire hydrant.

Within ___ feet of a uncontrolled intersection.

Within ___ feet of any controlled intersection.

Within ___ feet of the nearest railroad crossing.

At the street end of a _____.

On any _____.

On the traffic side of any vehicle parked at a curb or at the edge of a highway (known as “double parking”).

Beside a curb that is painted yellow, or where official “No Parking” signs are posted.

In front of mailboxes (refer to city/local ordinances).

F U C R

Fire hydrant =

Uncontrolled intersection =

Controlled intersection =

Railroad crossing =

Seat Belt Laws

You are NOT legally required to wear a seat belt if you are:

Use Seat Belts Correctly

Infant and Child Safety Seat Laws

Never Leave Children Unattended in a Vehicle

Leaving Your Vehicle Unattended

Seat Belts and Airbags

Airbag Safety Suggestions

Careless and Reckless Driving

Fleeing a Police Officer

Do Not Litter

What to Do in a Traffic Crash

Who Needs Insurance?



DAY 4

Alcohol and Driving

Drugs and Driving

Types of Effects

Alcohol affects the central nervous system and impairs the ability to drive safely. These specific functions are affected by alcohol consumption.

- 1. Judgment**
- 2. Vision**
- 3. Reaction Time**
- 4. Steering**
- 5. Perception**
- 6. Coordination and Balance**
- 7. Attention**

Things to Know about Alcohol

Making Lower-Risk Choices

Minnesota DWI Law

A person with a concentration of ____ or higher who is in control of a vehicle, can be arrested for DWI.

Implied Consent Law

Penalties:

First Offense

Second Offense

Third Offense

Felony DWI

Underage Drinking-No Tolerance Rule

Open Container

Controlled Substances in Motor Vehicles



Day 5 Winter Driving

Vehicle Safety

**Snow Emergencies and Parking Rules
Sharing the Road with Snowplows
Winter Survival**

Keep a Survival Kit in Your Vehicle



What to Do if You Become Stranded

**Maintaining Alertness and Concentration
Skidding**




ABS Brakes

Sign Color Meanings




Regulatory

-  Red: Prohibits and commands
-  White: Regulates

Warning

-  Yellow: Warns
-  Yellow-green: Warns and controls in pedestrian and bicycle crossings and school areas
-  Orange: Warns and controls in construction zones

Informational

-  Green: Guides and informs
-  Blue: Describes services for motorists
-  Brown: Indicates historic, cultural, or recreation sites

Common Shapes



Octagon



Triangle



Diamond



Rectangle



Pentagon



Crossbuck



Circle

Shapes continued from previous page

Shapes continued next page

Regulatory Signs



Stop



Yield



Do Not Enter



Wrong

Way



No Left Turn



No Right Turn



No U Turn



No Parking



Speed Limit



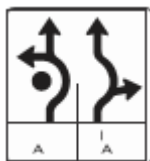
Do Not Pass



One Way



Keep Right



Roundabout



Lane-Use Control Signs



No Turn on Red



Center Lane Only



Reduced Speed Ahead



Restricted Lane



Handicapped Parking

Warning Signs



Railroad Crossings



Railroad Crossings



School Zone



School Crossing



Pedestrian Crossing



Emblem

No Passing Zone



Slow-Moving Vehicle

Intersection Warning Signs



Crossroad



Side Road



T-Intersection Ahead



Y-Intersection Ahead



Curve



Roundabout



Winding Road Ahead



Two-way Traffic Ahead



Divided Highway Begins



Divided Highway

Ends



Traffic Signal Ahead



Road Turns Ahead



Slippery Road



Steep Hill



Crossing Signs



Merging Traffic



Added Lane



Low Clearance Ahead

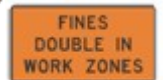


Narrow Bridge



Lane Ends

Construction Signs



Historic, Cultural, and Recreational Signs



Motorist Services Signs



Guidance and Information Signs

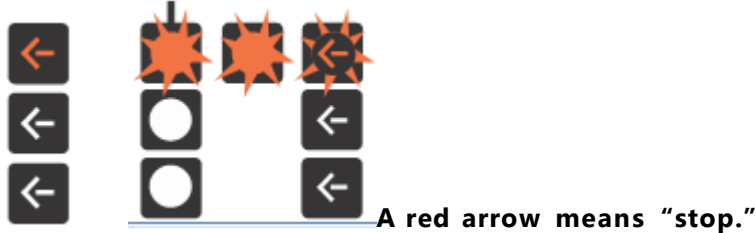


Route Signs



Traffic Light Signals

Intersection Gridlock






A steady yellow light or arrow means "caution." The signal is about to turn red.



A flashing yellow light or arrow means "caution."




A green light means "go."

A green arrow means you can safely turn in the direction of the arrow.

Pedestrian Signals



Lane Use Control Signals



Freeway Ramp Meters



One Car per Green Light

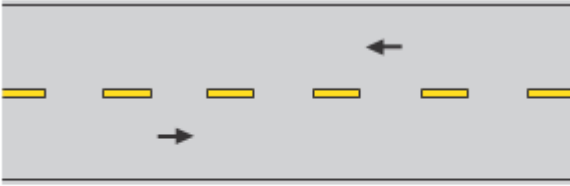
Pavement Markings

White Lines

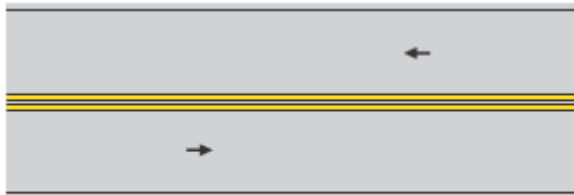
White lines separate traffic moving in _____ directions.

Yellow Lines

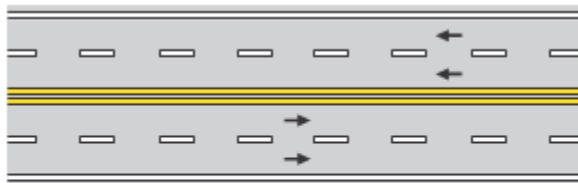
Yellow lines separate traffic moving in _____ directions.



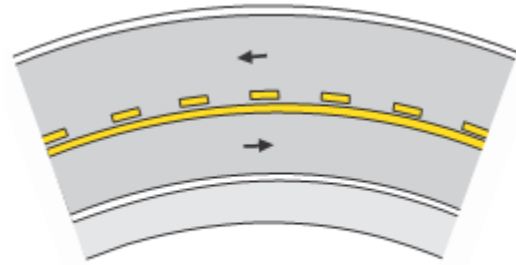
Two-lane road with traffic moving in both directions. Traffic is separated by a line of yellow dashes, indicating vehicles traveling in both directions may pass.



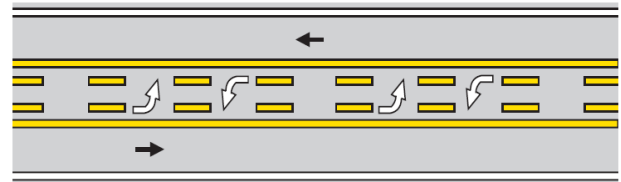
Two-lane road with traffic moving in both directions. Traffic in both lanes is prohibited from passing.



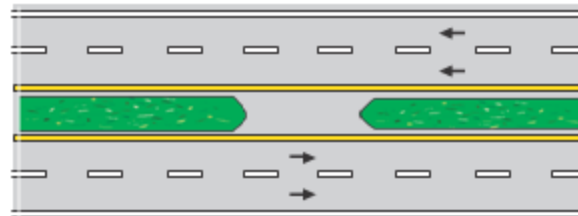
Road with four lanes, two in each direction separated by two solid yellow lines. Do not cross solid yellow lines to pass.



Two-lane road with traffic moving in both directions. Traffic in the lane with the solid yellow line is prohibited from passing.



Road with three lanes with traffic moving in both directions. Center turn lane is reserved for traffic turning left from both directions.



Multiple-lane road with traffic moving in both directions separated by a solid traffic divider. No shoulders at inner edges of roadway.

Lane Markings

Turn Lanes

Center Turn Lanes

Reversible Lanes

Carpool Lanes

Warning Markings

Traffic Officers

Organ and Tissue Donation



DAY 6

HIGHWAYS vs. FREEWAYS

Stopping Distance

Headlights

Dim your high beams:

Within _____ feet of an oncoming vehicle.

Within _____ feet when you are following a vehicle.

Your headlights must be turned on at sunset and used until sunrise.

They must also be used any time you cannot clearly see the road ahead for a distance of at least _____ feet.

High beams illuminate _____ feet

Don't _____ your headlights. You should be able to stop within the distance that your headlights illuminate the road.

Freeway Driving

Entering the Freeway

Freeway Speed and Lane Use

Message Signs

High-Occupancy Vehicle Lanes

3 Types of Freeway Interchanges:

- 1.
- 2.
- 3.

Stopping, Parking, and Backing Up

If you have flares or reflectors, place them from _____ to _____ feet behind your vehicle on the right edge of the main road.

Getting off the Freeway

Distracted Driving

Driver distraction is a leading factor of crashes in Minnesota, accounting for at least _____ percent of all crashes.

Visual –

Mechanical/Physical –

Cognitive –

These distractions are ILLEGAL:

Obstructed View

Carrying a Projecting Load

Campers and Trailers

Recreational Vehicle Combinations

Max length of ___ feet.

Illegal to drive in _____

Driving in Heavy Rain or Fog

Driving on Narrow Roads and Hills

Blowouts

Steering Failure

Brake Failure

Running Off the Pavement

Watch Out for Deer

Vehicle Approaching in Your Lane

Vehicle Trying to Pass You

Stalling on Railroad Tracks

Flooded Roadways:

___ inches of water will reach the bottom of most cars, causing loss of control or possible stalling.

___ feet of moving water can carry away most cars, SUV's and trucks.

Plunging Under Water

Most vehicles will float on the surface of water from ___ to ___ seconds.

If possible, exit the vehicle through _____ before the water reaches the window level.

Fire

Overheating

Headlight Failure

Windshield Wiper Failure or Sudden Opening of Hood

Stuck Gas Pedal

Carbon Monoxide Poisoning



DAY 7

Hydroplaning

Stopping

Stopping for a School Bus:

Flashing Yellow Lights

Flashing Red Lights

Passing a School Bus

Vehicle Owner May Be Penalized

School Safety Patrol

Yield to Emergency Vehicles

Passing Parked Emergency/Service Vehicles

The “Move Over Law”

Following Firefighting Vehicles

Stay Back ___ feet of any firefighting vehicle making an emergency run.

Following Other Vehicles

Watch for Pedestrians

Sharing the Road with Bicyclists

When passing, the law requires at least ___ feet between the side of your car and the bicyclist.

Motorized Bicycles, Mopeds

A “motorized bicycle / moped” is capable of traveling at speeds of ___ mph or less.

Railroad Crossings

Railroad Crossing Warning Devices

Special Vehicles at Railroad Crossings

Do not pass these vehicles. It is illegal to pass any vehicle within _____ feet of a railroad crossing.

Railroad Crossing Safety

Highway Work Zones

Aggressive Driving

Types of Road Ragers

- 1. Speeder:**
- 2. Competitor:**
- 3. Passive/Aggressor:**
- 4. Narcissist:**
- 5. Vigilante:**



DAY 8

Your Vehicle

Brakes

Bumpers

Horn

Headlights and Taillights

When set on high beam, headlights must make objects visible on the road ahead from at least ___ feet away.

Headlights must also be used during weather conditions that include ____, ____, ____, or ____ and any time you cannot clearly see the road ahead for a distance of at least ___ feet.

License Plate Light

Turn Signals

Prohibited Lights

Mufflers

Rearview Mirrors

Tires

A tire is ____ if the tread is less than one-sixteenth of an inch deep.

Windshield and Windows

Windshield Wipers and Window Defrosters

In bad weather, Headlights = ____

Wheel Guards or Fenders

Fuel Efficient Techniques

Keep Your Car in Good Operating Condition

Drive Efficiently

Night Driving

Although there is usually less traffic at night, nearly ____ of all fatal traffic crashes in Minnesota occur after dark.



DAYS 9,10

Numbers:

1. be ___ inches or less from a curb when parked
2. stop at least ___ feet from a RR Crossing.
3. be able to clearly see ___ feet on a hill or curve when passing
4. be ___ feet behind an emergency vehicle on an emergency run
5. have a clearance of ___ inches on the left side of a vehicle
6. park ___ feet from an uncontrolled intersection
7. park ___ feet from a RR crossing
8. park ___ feet from a fire hydrant
9. signal at least ___ feet before a turn
10. dim your bright lights ___ feet when following a car
11. you cannot have a load hanging more than ___ feet in front of your car
12. you must be able to clearly see _____ feet to do a u-turn
13. attach a red flag if a load hangs out the back of your car more than ___ feet
14. Load cannot hang over the right side of your car more than ___ inches
15. park at least ___ feet from a controlled corner
16. your high beams illuminate how far? _____ feet
17. dim bright lights _____ feet or when _____ when meeting another car
18. have lights turned on if the driver cannot see _____ feet.